








VALVOLE

	CODICE PART NR.	Uscita Outlet	Modello Model	Pressione Max Max Pressure		Inj. Dia.	Portata Flow		Attacco pompa Port size	Entrata Inlet	Peso Weight		Serie Series	
				bar	psi		l/min	GPM			Kg	lbs		
 APR 30	05.8720.97.3	3/8 BSP-M	APR 30	210	3000	/	21	5.5	3/8 1/2	1/2 - M	0.86	1.9	WM - TM	
	05.8723.97.3	22x1.5-M									0.90	2.0		
 APR.I 30	05.8719.97..	3/8 BSP-M	APR.I 30 Fixed injector	210	3000	/	16	9.5	2.5	3/8 1/2	1/2 - M	0.90	2.0	WM - TM
							18	11	2.9					
	05.8722.97..	22x1.5-M					21	15	4.0			0.95	2.1	
							23	21	5.5					
 APR.I 30 Adj. APR. ES 30	05.8718.97..	3/8 BSP-M	APR.I 30 Adjust. injector	210	3000	/	16	9.5	2.5	3/8 1/2	1/2 - M	0.90	2.0	WM - TM
							18	11	2.9					
	05.8721.97..	22x1.5-M					21	15	4.0			0.95	2.1	
							23	21	5.5					
	ES	11					2.9							

	CODICE PART NR.	Uscita Outlet	Modello Model	Pressione Max Max Pressure		Inj. Dia.	Portata Flow		Attacco pompa Port size	Entrata Inlet	PESO WEIGHT		Serie Series			
				bar	psi		l/min	GPM			Kg	lbs				
 APR 35 APR.I 35 APR.I 35 Adj.	05.8751.97.3	3/8 BSP-M	APR 35	240	3500	/	21	5.5	3/8 3/8	1/2 - M	1.10	2.4	WBX			
	05.8754.97.3	22x1.5-M									1.15	2.5				
	05.8752.97..	3/8 BSP-M	APR.I 35 Fixed injector	240	3500	/	16	9.5	2.5	3/8 3/8	1/2 - M	1.15		2.5		
							18	11	2.9							
							05.8755.97..	22x1.5-M	21			15		4.0	1.20	2.65
23	21	5.5														
 APR 40 APR.I 40 APR.I 40 Adj.	05.8753.97..	3/8 BSP-M		APR.I 35 Adjust. injector	240	3500	/	16	9.5	2.5	3/8 3/8	1/2 - M	1.15	2.5	WM - TM	
			05.8759.97..					22x1.5-M	18	11						2.9
	21	15							4.0	1.20			2.65			
	23	21	5.5													
 APR 40 APR.I 40 APR.I 40 Adj.	05.8702.97.3	3/8 BSP-M	APR 40	280	4000	/	21	5.5	3/8 1/2	1/2 - M	1.10	2.4	WM - TM			
	05.8705.97.3	22x1.5-M									1.15	2.5				
	05.8701.97..	3/8 BSP-M	APR.I 40 Fixed injector	280	4000	/	16	9.5	2.5	3/8 1/2	1/2 - M	1.15		2.5		
							18	11	2.9							
							05.8704.97..	22x1.5-M	21			15		4.0	1.20	2.65
	23	21		5.5												
	 APR 40 APR.I 40 APR.I 40 Adj.	05.8700.97..		3/8 BSP-M	APR.I 40 Adjust. injector	280	4000	/	16	9.5	2.5	3/8 1/2		1/2 - M	1.15	2.5
									05.8703.97..	22x1.5-M	18					
21		15		4.0							1.20		2.65			
23	21	5.5														

.. Aggiungere al codice - Add to the last number - Ajouter à la réf. - Añadir a la ref.:

- 16: valvola con ugello eiettore dia. 1.6mm - valve with injector nozzle dia. 1.6mm - régulateur avec buse d'éjecteur dia. 1.6mm - regulador con boquilla eyector dia. 1.6mm
- 18: valvola con ugello eiettore dia. 1.8mm - valve with injector nozzle dia. 1.8mm - régulateur avec buse d'éjecteur dia. 1.8mm - regulador con boquilla eyector dia. 1.8mm
- 21: valvola con ugello eiettore dia. 2.1mm - valve with injector nozzle dia. 2.1mm - régulateur avec buse d'éjecteur dia. 2.1mm - regulador con boquilla eyector dia. 2.1mm
- 23: valvola con ugello eiettore dia. 2.3mm - valve with injector nozzle dia. 2.3mm - régulateur avec buse d'éjecteur dia. 2.3mm - regulador con boquilla eyector dia. 2.3mm
- ES: valvola con dispositivo Energy Saving - valve with Energy Saving Device - régulateur avec dispositif Energy Saving - regulador con dispositivo Ahorro Energia